

How much will the CPZ cost me?

Permit charges will be reviewed from time to time but currently these are:

- **Resident Permit (12 months):** £82.00 per vehicle
- **Blue Badge holder's permit (on application)** No charge
- **Visitor Permits (100 maximum per year):** £17.00 for five all day vouchers (date scratch cards)
£8.50 for five 4 hour vouchers
- **Business Permit (12 months):** £126.00 for first permit
£216.00 for additional permits (limited allocation)

How can I influence the proposals?

You can influence the proposals by completing the enclosed questionnaire and returning it using the prepaid postage envelope provided. Alternatively you may respond by email or on-line at the Council's website (click on "take part in consultations...").

If you would like more information, you may discuss your concerns with an officer by contacting us on the phone numbers below (or by email).

What happens next?

Once the consultation period has finished the Council will consider any requested changes to the proposals and decide how these should be taken forward. We will then write to you again with details of the final proposals.

Subject to the outcome of this consultation and statutory procedures, the proposals will be implemented during August - September 2017. The new controls would take effect as soon as possible thereafter when all the permit applications have been processed.

For further information please telephone 020 8921 5584, or 020 8921 6114, or email: richard.carr@royalgreenwich.gov.uk

If you require this document in larger print please call 020 8921 6114

Woolwich Controlled Parking Zone, WB Proposed Extension

Consultation



Strategic Transportation,
DRES, Floor 5
The Woolwich Centre
35 Wellington Street,
Woolwich, London SE18 6HQ

Why are we being consulted?

A number of residents in your area have complained that it has become very difficult to park due to spaces being occupied all day by people working in Woolwich or using rail services. This is because your area is the closest free parking to the town centre and station. It is anticipated that the opening of the Woolwich Crossrail Station will lead to even more pressure on any free parking spaces within walking distance.

The Council therefore is proposing to introduce parking controls on your road to reduce commuter parking and thereby free up space for local residents, their visitors and businesses. These are shown on the plan overleaf. We now need your views on these proposals.

The closing date for responding to this consultation is 30 June 2017

What are the proposals?





The draft proposals are shown on the plan overleaf. It is intended that this area should become an extension of the existing CPZ WB, the parking provisions of which are:

- Hours of operation: Monday – Saturday, 8.30am – 6.30pm (times of the waiting restriction on the single yellow lines)
- During this period all marked parking places to be 1 hour maximum stay (no return within 2 hours) from which WB permit holders are exempted
- Junctions and turning heads are marked with double yellow lines – no parking at any time

Outside the above hours of operation parking would be unrestricted (except where double yellow lines apply). Please note that WB permits are valid only in the WB zone and no other.

Cont.../

Key to Parking Arrangements

-  Permit holders or 1 hour maximum stay
-  Disabled (existing)
-  Single yellow line
-  Double yellow line

